

The Attributes of God: God Never Changes

Pre-K Lesson January 12, 2020



Vintage Pre-K


January 12

God Never Changes

Exodus 6:2-6

Verse to Memorize: Psalm 86:8 There is none like you, O Lord.

Catechism Question: What is God? God is the creator of everyone and everything.

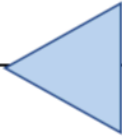



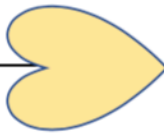

Session	Activity	Materials Needed
Welcome and Greeting	Greet students and discuss their week. Spend time building relationships.	
Music	<p>Share with students that we will be having music time every week. We will be learning a song that helps us remember and learn our lesson. For the next 8 weeks we will be learning the question What is God? We will be singing a song to help us learn the answer to that question!</p> <p>Using New City Catechism App go to Question 2: What is God? Play Song for Question 2: What is God</p> <p>Lyrics: God is the creator of everyone and everything.</p>	<p>Download APP: New City Catechism</p> 
Memory Verse Game/ Activity	<p>Begin by reviewing the memory verse from last week: Psalm 86:8. There is none like you, O Lord.</p> <p>Take out the memory verse puzzle and give each kid or each pair of kids a piece. Allow kids to match the puzzle together, saying each word as they match the puzzle.</p> <p>What does this verse mean- there is none like you?</p>	<p>Memory Verse Puzzle (print on cardstock for each pair of kids)</p>

Catechism and Lesson	<p>Review with students that over the next 8 weeks they are going to be learning the answer to the question What is God? Each week we will think about the answer to that question: God is the creator of everyone and everything. God is the creator of everyone and everything so He has special parts of himself that we do not have. For the next 8 weeks we are going to learn about those parts that make God so special.</p> <p>Last week we learned about how God has no limits (Spread your arms wide to do a motion for incomprehensible!)</p> <p>This week we will be learning a new description about God. God doesn't change. (As you say the word show students how to do the motion for immutable by making both your index fingers into a hook. Cross your hands, then reverse your hands (changing their position).) Immutable means that God doesn't change. Repeat the word and sign a few times so students learn the word.</p> <p>Don't take my word for it! Let's learn about how God doesn't change (do motion) by reading from His word. We want to hear about how He never changes, but he always stays the same.</p> <p>Open your bible to Exodus 6:2-8 to show students where to find the story of God reminding Moses of who he was and is. Read the following child friendly version.</p> <p>God continued speaking to Moses, reassuring him, "I am God. I appeared to Abraham, Isaac, and Jacob as The Strong God, but by my name I AM I was not known to them. I also established my promise with them to give them the land of Canaan, the country in which they lived as travelers. But now I've heard the groanings of the Israelites whom the Egyptians continue to</p>	
----------------------	---	--

	<p>enslave and I've remembered my promise. Therefore tell the Israelites:</p> <p>"I am God. I will bring you out from under the cruel hard labor of Egypt. I will rescue you from slavery. I will redeem you, intervening with great acts of judgment. I'll take you as my own people and I'll be God to you. You'll know that I am God, <i>your</i> God who brings you out from under the cruel hard labor of Egypt. I'll bring you into the land that I promised to give Abraham, Isaac, and Jacob and give it to you as your own country. / <i>AM God.</i>"</p> <p>What does God keep saying here? Did you notice? He keeps telling the Israelites: I AM God. The Israelites had been in slavery under the Egyptians. I can imagine that being very hard and making them wonder "Where is God?" or "Who is God?" But even though things are hard what does God tell Moses? He reminds him of his promise, He tells him of a rescue plan, and he reminds Him that HE IS GOD.</p> <p>God doesn't change. When things are good, He is God. When things are hard, He is God. He doesn't change based on time or what is going on. He is always the same God who keeps his promises.</p> <p>Pray and thank God that He doesn't change, even when things are really good or even when things are really hard.</p>	
<p>Missional Moment</p>	<p>Discuss how each week we will have a missional moment where we discuss a way our church is on mission for Jesus in our city or in the world! We will talk about the same group for a whole month, learning about them throughout that month and praying for them. This month we are learning about Vintage's new church plant: Vintage West!</p>	






	<p>Use the pictures included to review our missional moment of the month: West.</p> <p>This week we will be discussing how we can be praying for our friends that have moved to West.</p> <p>Let's think about some things that you would want people to pray about if you planted a new church. Allow students to brainstorm things they can pray for with the new church plant. Share specifics to pray for, the people who went, that new people would come to the church, that people would come to know Jesus at that new church, and that people would come to know about Jesus at that church.</p> <p>Spend time praying for Vintage West together!</p>	
Activity	<p>Change Sort</p> <p>Show students the change columns page and have them help you match up the left columns with their change items on the right. Pay special attention when you get to the column with Jesus. Does Jesus picture change? NO. Remember what we learned today. God doesn't change! (Do motion!)</p>	Change Sort Page: What Changes?
Closing and Pick Up	<p>Allow students to continue working on activities from the day or free play until parents arrive. Give a five minute timer for pickup before the end of service. This is a great time to play the spotify playlist of worship music or catechism song.</p>	

Resources:

There		is		none		like
You		0		Lord		Psalms 86:8

What Changes?

Look at the pictures below. On the left side look at how something begins. On the right side, place the picture for how that item or person changes! Think about each one carefully and help your friends with the sort!

 Ice	
 Leaves	
 Caterpillar	
 Jesus	
 seed	

Notice which of these didn't change! Talk about why that picture didn't change.

Put these pictures on the right hand side of the change column!

What Changes?

